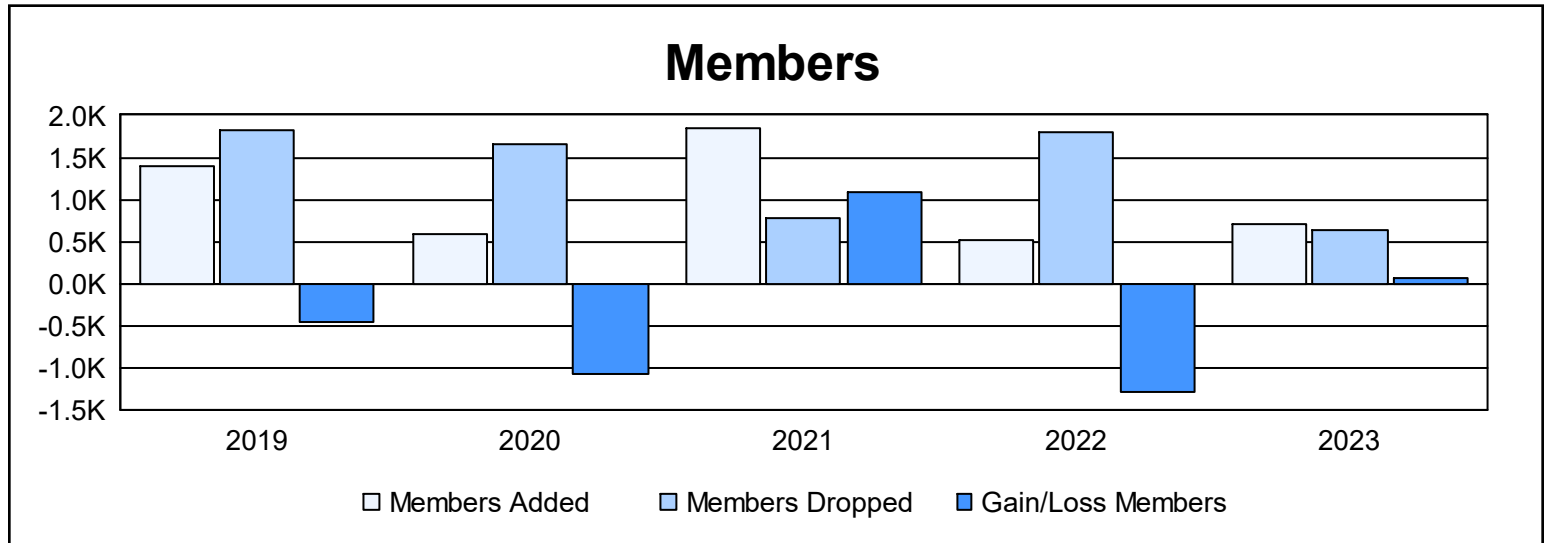
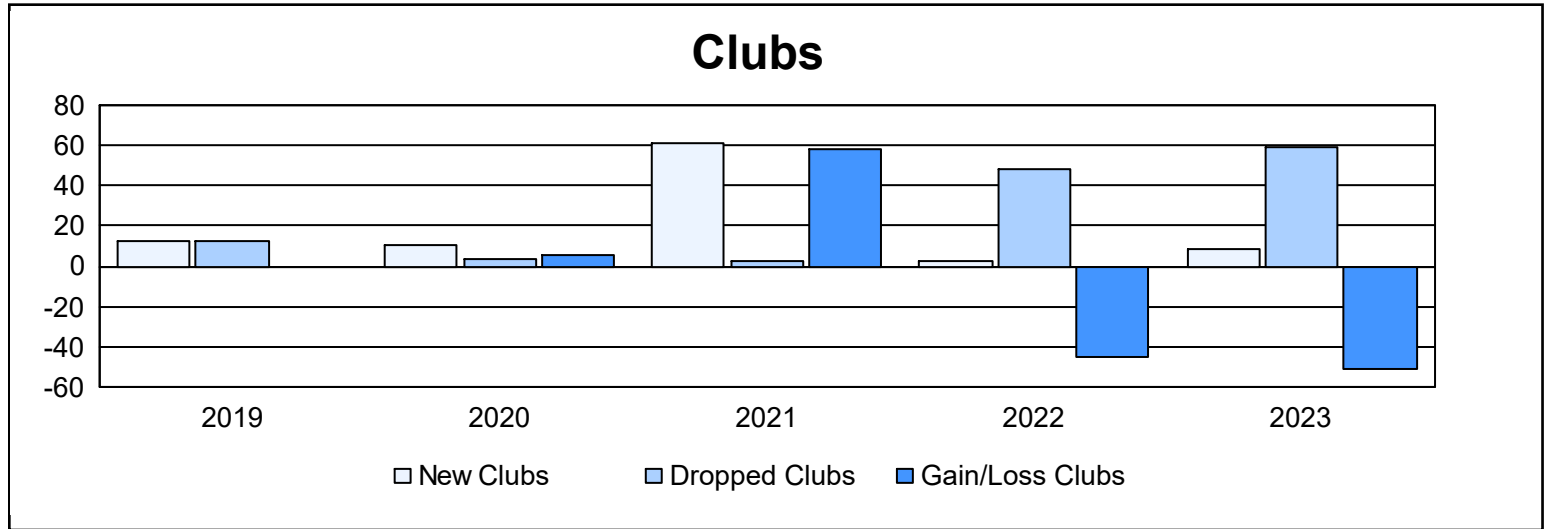
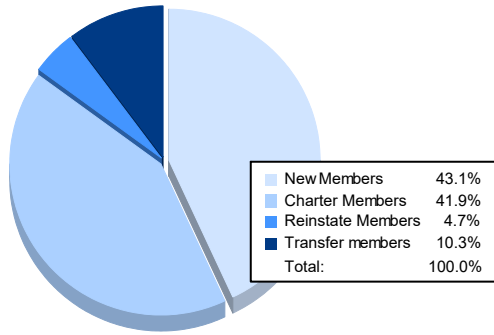


| Year | New Clubs | Dropped Clubs | Gain/ Loss Clubs | New Members | Charter Members | Reinstate Members | Transfer Members | Total Member Added | Total Members Dropped | Gain/ Loss Members |
|----------------|-----------|---------------|------------------|-------------|-----------------|-------------------|------------------|--------------------|-----------------------|--------------------|
| 2018-2019 | 12 | 12 | 0 | 193 | 681 | 119 | 390 | 1,383 | 1,831 | -448 |
| 2019-2020 | 10 | 4 | 6 | 240 | 244 | 5 | 85 | 574 | 1,653 | -1,079 |
| 2020-2021 | 61 | 3 | 58 | 485 | 1,346 | 20 | 3 | 1,854 | 778 | 1,076 |
| 2021-2022 | 3 | 48 | -45 | 359 | 119 | 9 | 19 | 506 | 1,801 | -1,295 |
| 2022-2023 | 8 | 59 | -51 | 302 | 293 | 33 | 72 | 700 | 636 | 64 |
| Average | 19 | 25 | -6 | 316 | 537 | 37 | 114 | 1,003 | 1,340 | -336 |



Membership Composition June 2023 Cumulative



Gender Composition June 2023 Cumulative

